

Item No. _____

Quantity _____



BEVERAGE-AIR

COMMERCIAL REFRIGERATION EQUIPMENT

**BOTTOM MOUNTED
REACH-IN
REFRIGERATORS**

MODELS:
KR24
KR48
KR74

GENERAL SPECIFICATIONS

K-SERIES

CONSTRUCTION:

Heavy duty construction includes stainless front (doors and grilles) with #4 finish. Exterior sides are steel with gray finish. Exterior top and back are galvanized steel. Interior bottom is stainless. Enhanced exterior mounted thermometer is digital type. Interior of cabinet is white coating backed on steel. Interior shelves for single and double door units are white epoxy coated steel wire (standard), while triple door units have stainless shelves (standard). Door locks and casters are standard.

REFRIGERATION

Unit's system is located at bottom of cabinet. A capillary tube is used to meter R134A refrigerant between condenser and high humidity, coated evaporator coil. Temperature control is located inside top of cabinet.

AIR DISTRIBUTION:

Beverage-Air's unique down-duct air distribution provides the ideal environment for food preservation. Refrigerated air is discharged from an evaporator coil compartment located at the interior top of cabinet. Air is discharged down rear of cabinet. Air is returned upward across the full width of the interior front assuring even temperatures throughout the cabinet.



KR48



KR74



KR24



BEVERAGE-AIR

PO Box 5932, Spartanburg, SC 29304
1-800-845-9800 Fax No. 1-864-582-5083

Model Specified _____

Project # _____

Location _____

Quantity _____



BEVERAGE-AIR


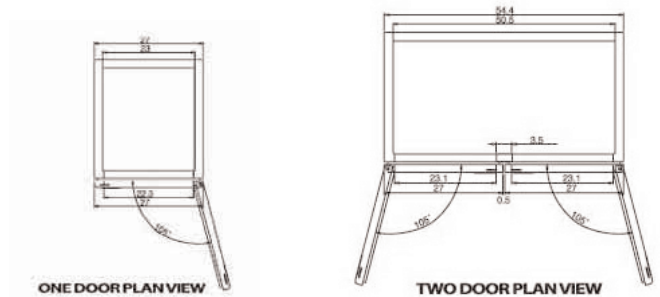
Reach-In Refrigerators

MODELS: KR24, KR48, KR74

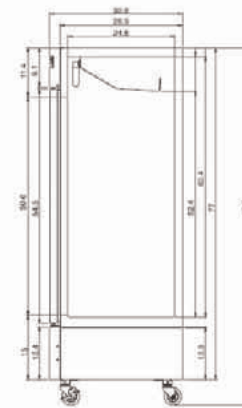
DIMENSIONS

SPECIFICATIONS

MODEL	KR24	KR48	KR74
DIMENSIONAL DATA			
Net Capacity (cubic ft.)	20.5	44.4	72
Net Capacity (liters)	580	1258	2039
Width (inches)	27"	54"	82"
Width (mm)	680	1370	2080
Depth (inches) - Overhandle	31"	31"	31"
Depth (mm) - Overhandle	786	786	786
Height (inches)	82"	82"	82"
Height (mm)	2082	2082	2082
Number of sections	1	2	3
Number of shelves	3	6	9
ELECTRICAL DATA			
Volts	115	115	115
Amps	3.72	7	11
REFRIG. DATA			
Refrigerant	R134A	R134A	R134A
Horsepower	1/3	1/3	1/2
WEIGHT DATA			
Gross Weight (Crated lbs)	273 lbs	406 lbs	683 lbs
Gross Weight (Crated kg)	124	184	310



THREE DOOR PLAN VIEW



ONE, TWO & THREE DOOR SIDE VIEW

Available From:



BEVERAGE-AIR

PO Box 5932 • Spartanburg, SC • 29304 • USA
 1-888-845-9800 • Fax No. 1-864-582-5083
www.Beverage-Air.com