



Countertop Steamer

Electric - 4-Pan or 6-Pan, Pressureless & Boilerless

Model: ST-4E, ST-6E

LoLo Steamer Performance Features:

- Stainless steel exterior surround & cooking compartment
- Safe, pressureless, free-venting design
- Trouble-free boilerless operation (no deliming)
- Heating elements mounted under steam compartment
- Full 4 or 6 [2-1/2" (65 mm) deep] pan capacity
- Auto-fill water connection – no manual fill required
- Large 1.5" (38 mm) drain with water-cooling spray
- Solid door with continuous piano hinge
- Easy-access, hands-free door latch
- Removable, front-mounted condensate drip tray
- Dual voltage & phase conversion for easy installation
- Simple, right-side-mounted control center

LoLo Steamer Control & Safety Features:

- Power ON switch with green indicator
- Amber steam READY light
- 60-minute timer initiates steaming
- Continuous steaming (ON) mode
- Manual compartment drain valve/handle
- Door-open power cutoff switch
- Upper & lower water fill-level valves
- High-limit switch

LoLo Steamer Available Accessories:

- 4" (102 mm) high (tabletop) leg kit
- Stainless steel support stand (Some assembly required)
- Flanged feet kit (set of 4), height adjustable
- Heat shield (Specify: 4-pan or 6-pan model)
- Compartment bottom water grate



LoLo Short Specification:

Steamer to be a **LoLo Model ST-4E** or **ST-6E** (specify one), electric-heated, pressureless, boilerless model with **four** (or **six**) 2-1/2"-deep steamer pan capacity; steam created in the cooking compartment by bottom-mounted heating elements, with auto-fill water connection and free-venting drain; solid door with continuous hinge and no-hands latch; with simple right-side control center; and all the performance features listed, plus any accessories checked.

LoLo Value Proposition:

- Low Price – Why pay more?
- Local Inventory – Why wait for factory shipment?
- Local Parts & Service – plus factory 800# support!
- Made in the U.S.A. by skilled men & women!

LoLo Commercial Foodservice Cooking Equipment

5925 I-55 South, Byram, MS 39272

877.246.5656

www.getlolo.com

159753

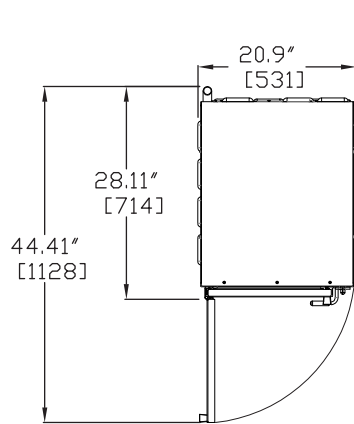
Issued: 7/2011



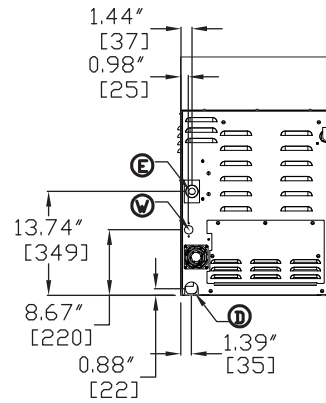
Countertop Steamer

Electric - 4-Pan or 6-Pan, Pressureless & Boilerless

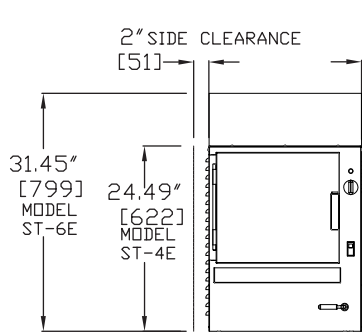
Model: ST-4E, ST-6E



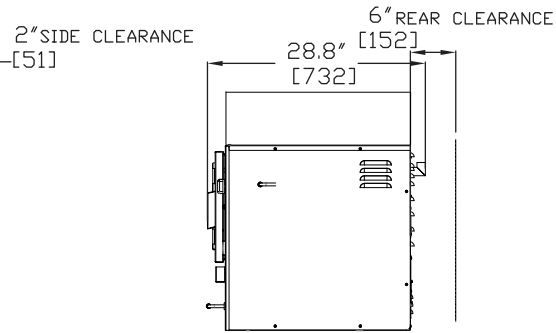
TOP VIEW



REAR VIEW



FRONT VIEW



RIGHT SIDE VIEW

Key Dimensions: US/metric*		(W) Water & (D) Drain Requirements	
	Model ST-4E	Model ST-6E	
Unit Width:	20.9" 531 mm	20.9" 531 mm	Water connection via: 3/4" NH (hose)
Height:	24.49" 622 mm	31.45" 799 mm	Min. Water Pressure: 30 PSI
Unit Depth:	28.8" 732 mm	28.8" 732 mm	Max. Water Pressure: 60 PSI
Ship. Weight:	220 lbs 100 kg	275 lbs 125 kg	Volume Minimum: 1.5 gallon/min.
			**Drain connection via: 1.5" (38 mm) ID

* See drawing above for required left, right & rear clearance and steam-free zone.

** Drain connection must be free-venting, with continuous downward slope to drain.

(E) Electric Requirements				
	ST-4E Models		ST-6E Models	
Voltage:	208 / 240	208 / 240*	208 / 240*	208 / 240*
kW:	5.1 6.75	5.1 6.75	6.75 9	6.75 9
*Phase:	1 1	3 3	1 1	3 3
Hz/Cycles:	60 60	60 60	60 60	60 60
Amps:	24.4 28.2	14.1 16.3	32.5 37.5	18.75 21.7

* Ships dual voltage, field convertible to single phase by qualified electrician.

Due to LoLo continuous product and value improvements, specifications are subject to change without notice.



LoLo Commercial Foodservice Cooking Equipment

5925 I-55 South, Byram, MS 39272

877.246.5656

www.getlolo.com

159753

Issued: 7/2011